









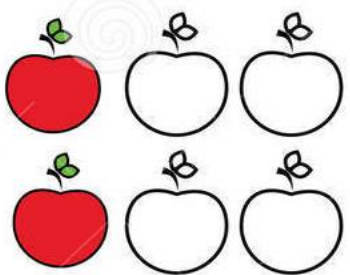
**POIŠČI LIKE IN NATO V SPODNJO RAZPREDELNICO
VPIŠI NJIHOVO ŠTEVILO.**







					
4					



example



IZRAČUNAJ, KOT KAŽE PRVI PRIMER.

 +  =

 +  =

 +  =

 +  =

 +  =

**NAJPREJ UGOTOVI PRAVO ZAPOREDJE ŠTEVIL,
NATO PA VPIŠI ŠE MANJKAJOČA ŠTEVILA. NA
KONCU SLIKO POBARVAJ.**



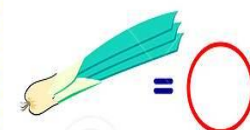
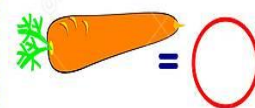
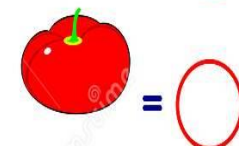
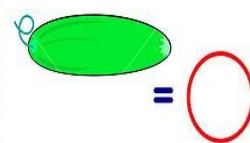
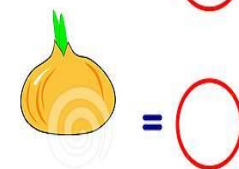
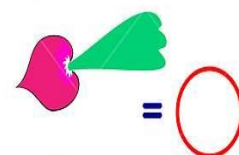
www.krokotak.com



DOBRO SI OGLEJ SLIKO IN PREŠTEJ, KOLIKO JE DOLOČENE ZELENJAVE, NATO PA V KROGCE NA DESNI STRANI VPIŠI NJIHOVO ŠTEVILO.

1 2 3 4 5 6 7 8 9 10

HOW MANY ?



**NA SLIKI JE ŠEST VRST PTIC. VSAKO VRSTO
PREŠTEJ IN ŠTEVILO VPIŠI V USTREZNI
KVADRATEK. KATERIH PTIC JE NAJVEČ?**

1 2 3 4 5 6 7 8 9 10 How many

Pripravila učiteljica Pavla

Vir: krokotak.com